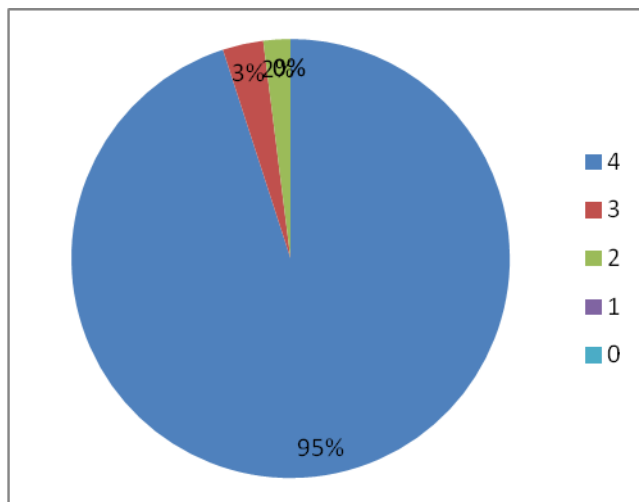


Student Satisfaction Survey (Teaching Learning Process)

Please tick one out of the four options of the following questions

1. How much of the syllabus was covered in the class?

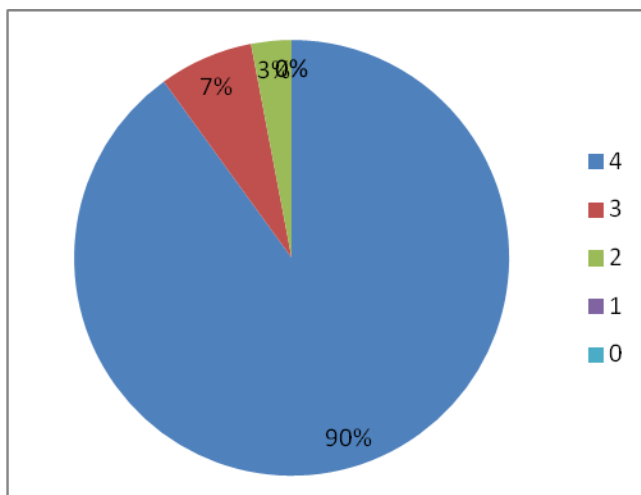
- 4 – 85 to 100% ,
- 3 – 70 to 84%
- 2 – 55 to 69%
- 1– 30 to 54%
- 0 –Below 30%



95 % students said that 85 to 100 % syllabus was covered in the class

2. How well did the teachers prepare for the classes?

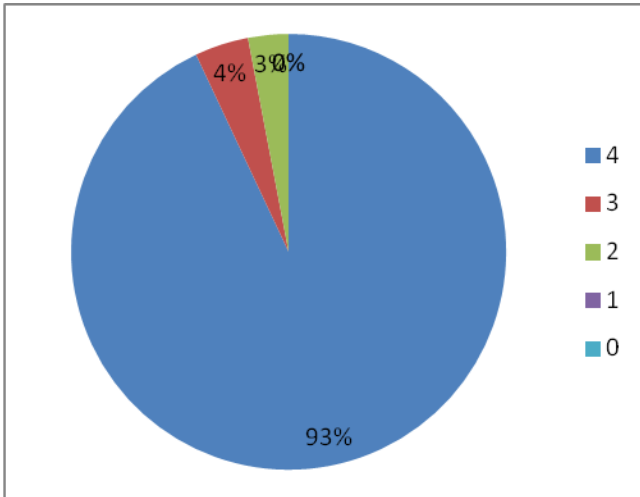
- 4 –Thoroughly
- 3 – Satisfactorily
- 2 – Poorly
- 1 – Indifferently
- 0 – Won't teach at all



90 % students said that teachers prepare thoroughly for the classes

3. How well were the teachers able to communicate?

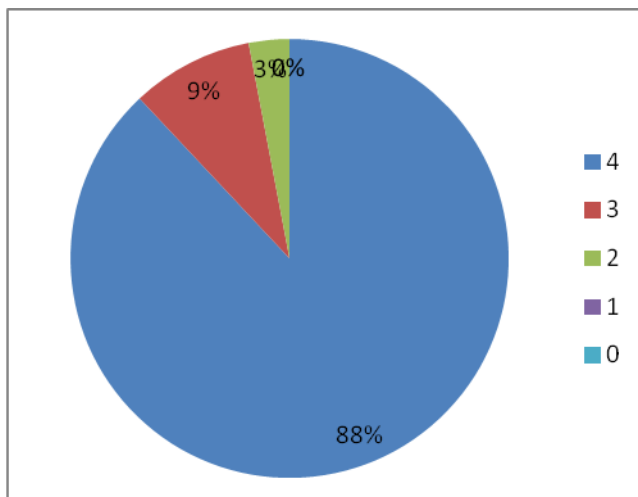
- 4 – Always effective
- 3 – Sometimes effective
- 2 – Just satisfactorily
- 1– Generally ineffective
- 0– Very poor communication



93 % students said that the communication skills of the teachers are always effective

4. The teacher’s approach to teaching can best be described as

- 4– Excellent
- 3 – Very good
- 2 – Good
- 1 – Fair
- 0– Poor

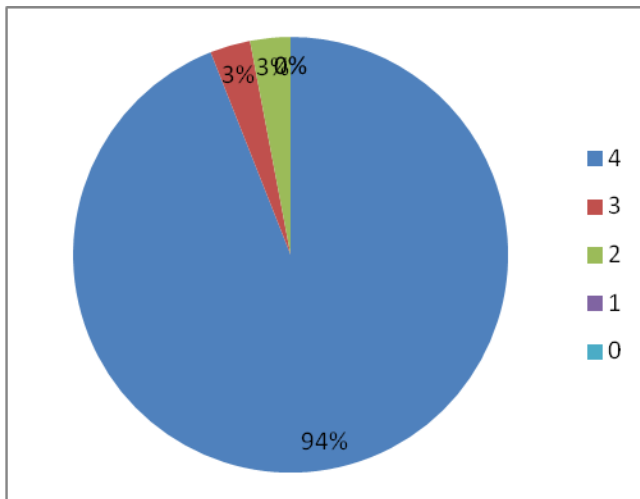


88 % students said that the teacher’s approach to teaching is excellent

5. Was your performance in assignments discussed with you?

- 4 – Every time
- 3 – Usually
- 2 – Occasionally/Sometimes
- 1 – Rarely

0– Never



94 % students said that their performance in assignments was discussed with them by the teachers

6. The institute takes active interest in promoting internship, student exchange and field visit opportunities for students.

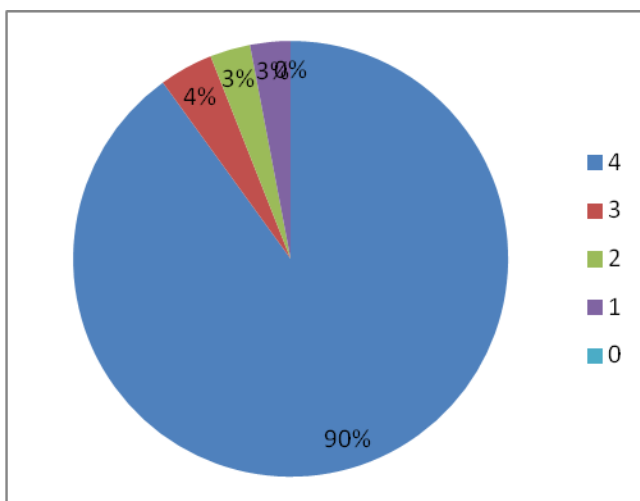
4 – Regularly

3 – Often

2 – Sometimes

1 – Rarely

0– Never



90 % students said that the institute takes active interest in promoting internship, student exchange and field visit opportunities for them

7. The teaching and mentoring process in your institution facilitates you in cognitive, social and emotional growth.

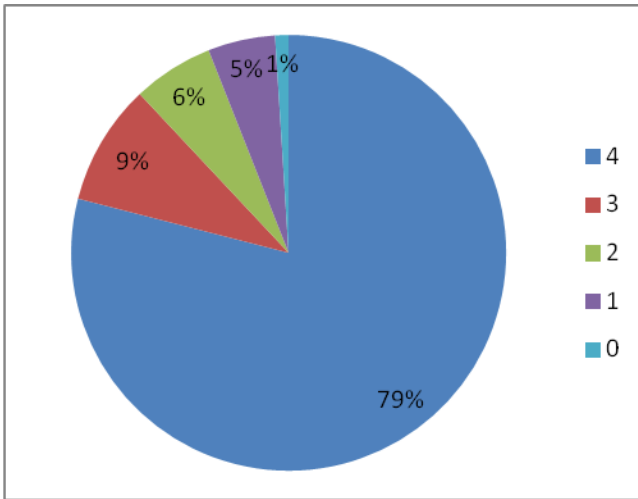
4 – Significantly

3 – Very well

2 – Moderately

1 – Marginally

0– Not at all



79 % students said that the teaching and mentoring process in the institution facilitates in their cognitive, social and emotional growth

8. Teachers inform you about your expected competencies, course outcomes and programme outcomes.

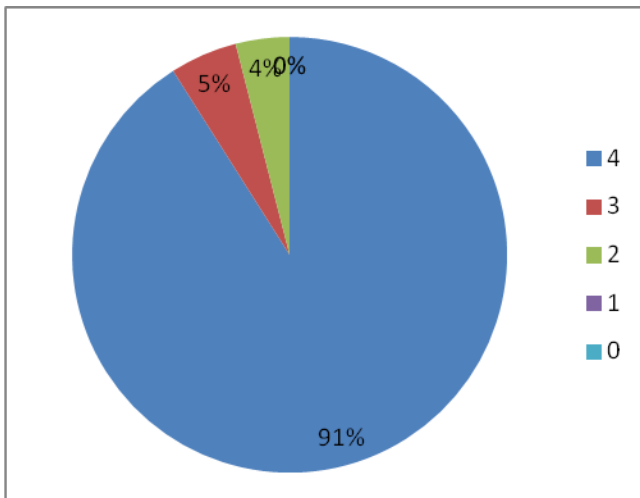
4 – Every time

3 – Usually

2– Occasionally/Sometimes

1 – Rarely

0– Never



91 % students said that the teachers inform them about the expected competencies, course outcomes and programme outcomes.

9. Your mentor does a necessary follow-up with an assigned task to you.

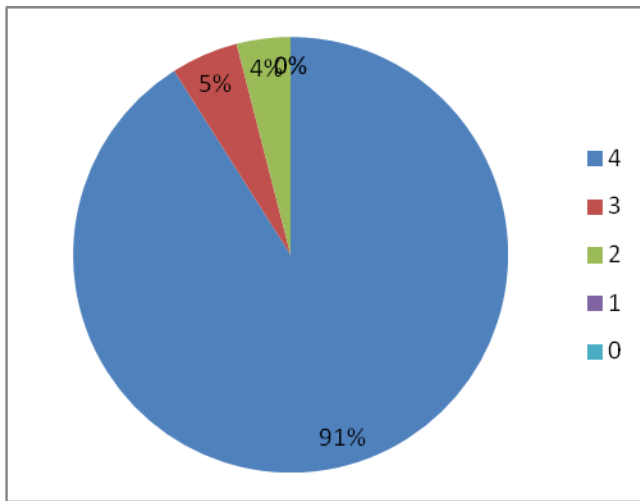
4 – Every time

3 – Usually

2 – Occasionally/Sometimes

1 – Rarely

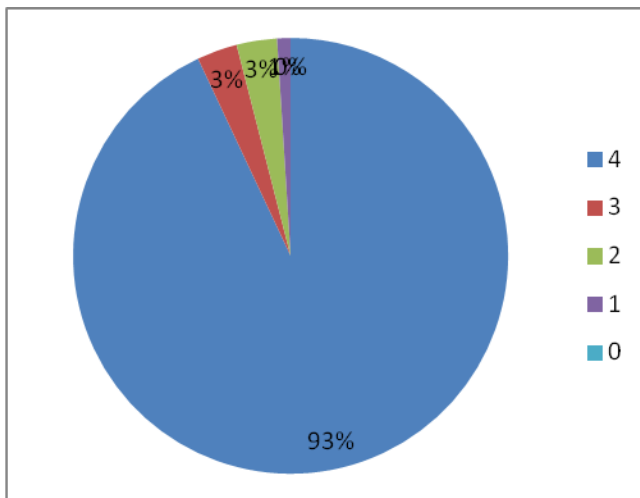
0 – I don't have a mentor



91 % students said that their mentor does a necessary follow-up with an assigned task

10. The teachers illustrate the concepts through examples and applications.

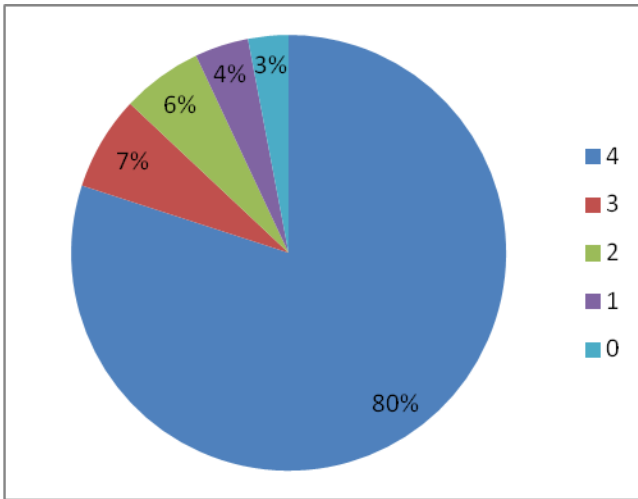
- 4 – Every time
- 3 – Usually
- 2 – Occasionally/Sometimes
- 1 – Rarely
- 0 – Never



93 % students said that the teachers illustrate the concepts through examples and applications

11. The teachers identify your strengths and encourage you with providing right level of challenges.

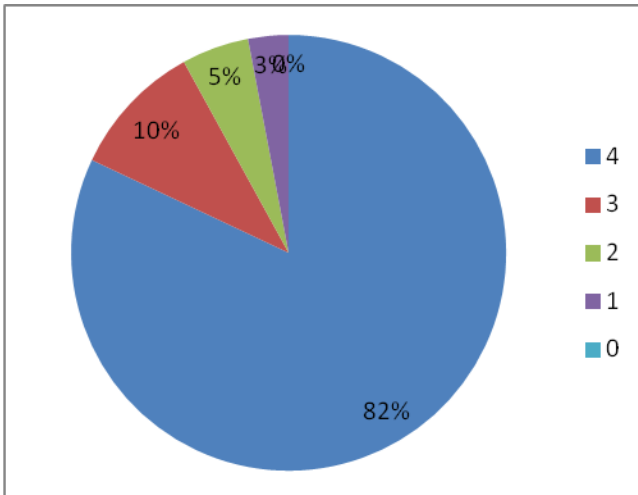
- 4 – Fully
- 3 – Reasonably
- 2 – Partially
- 1 – Slightly
- 0 – Unable to



80 % students said that the teachers fully identify their strengths and encourage them with providing right level of challenges

12. Teachers are able to identify your weaknesses and help you to overcome them.

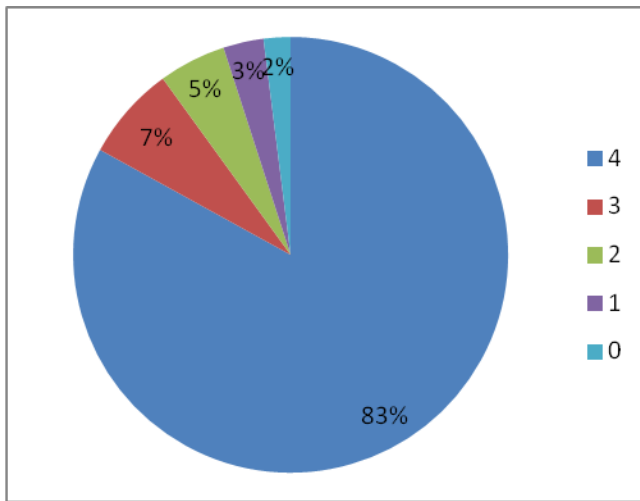
- 4 – Every time
- 3 – Usually
- 2 – Occasionally/Sometimes
- 1 – Rarely
- 0 – Never



82 % students said that the teachers are everytime able to identify their weaknesses and help them to overcome them

13. Teachers encourage you to participate in extracurricular activities.

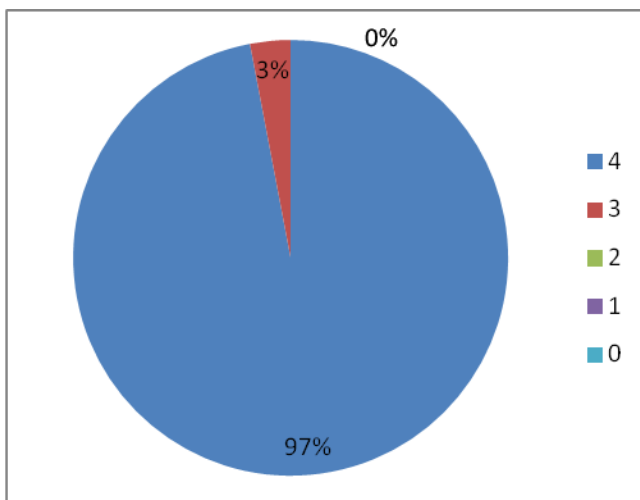
- 4 – Strongly agree
- 3 – Agree
- 2 – Neutral
- 1 – Disagree
- 0 – Strongly disagree



83 % students said that teachers encourage them to participate in extracurricular activities

14. What percentage of teachers use ICT tools such as LCD projector, Multimedia, etc. while teaching.

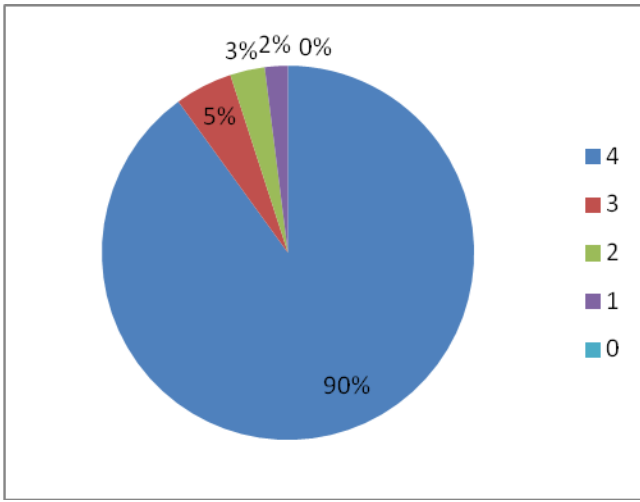
- 4 – Above 90%
- 3–70–89%
- 2–50–69%
- 1–30–49%
- 0 – Below 29%



97 % students said that more than 90 % teachers use ICT tools such as LCD projector, Multimedia etc. while teaching

15. The overall quality of teaching-learning process in your institute is very good.

- 4 –Strongly agree
- 3 – Agree
- 2 – Neutral
- 1 – Disagree
- 0 – Strongly disagree



90 % students strongly agree that the overall quality of teaching-learning process in your institute is very good